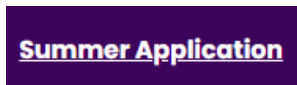


If you are seeking to stay on-campus beyond the end of the spring semester for a short period of time or for the duration of summer, you need to complete the Summer Application.

## STEP 1. Sign In & Select Summer Application

- Sign in to the Residence Life Housing Portal at <https://stthomasmn.starrezhousing.com/StarRezPortalX/>
- Select Summer Application found on the Menu bar.



Hello ! Welcome to the On-Campus Housing Portal.

Living on campus opens doors to great Residential Experiences. Your Residence Hall is more than a place to sleep, we strive to create communities that are inclusive and rooted in learning and support.

As you navigate through the portal, if you have any questions or concerns, please reach out to Residence Life at [reslife@stthomas.edu](mailto:reslife@stthomas.edu).



**Contact Us**  
Residence Life Office  
Koch Commons 120  
Email: [reslife@stthomas.edu](mailto:reslife@stthomas.edu)  
Phone: (651)962-6470

## STEP 2. Click Apply button to begin the process.


### Term Selector


Click **APPLY** button below to select the 2026 Summer Application.












<b>2026 Summer</b> (5/27/2026 - 8/2/2026)	<b>Apply</b>
--	--------------

### STEP 3. Select Summer Request Preference.

- Follow instructions found on the page and select a Summer Request preference.
- After you select your request click Save & Continue.
- You may go back to any step by clicking on the step link on the left.
- If you select “**Summer Housing**” – Navigate through the steps shown below on the **left** to complete the application for this request. (See **Steps 5 – 14** in this guide).
- If you select “**Spring Room Late Stay**” – Navigate through the two steps shown below to complete the process for this request. (See **Steps 4 & Step 14** in this guide).

 Late Stay Move Out

 Submit Application

-  Summer Request Preference
-  Summer Housing Agreement
-  Summer Session
-  Summer Questions
-  Summer Move In
-  Summer Move Out
-  Summer Room Preference
-  Roommate Matching Questions
-  Roommate Requests?
-  ADA Accommodation Preference
-  Submit Application

### Summer Request Preference

#### Instructions

Click the dropdown arrow and select the appropriate response based on your summer housing needs.

- If you seeking to stay in your spring room until June 1 due to a start of a June lease select **Spring Room Late Stay**.
- If you are seeking summer housing beyond June 1 select **Summer Housing**.

Summer Request (Required)

▼


Summer Housing

Spring Room Late Stay

**Save & Continue**

## STEP 4. Enter Spring Room Late Stay Move Out Date.

- If you selected “**Spring Room Late Stay**” in **Step 3**, follow instructions found on the page and enter your spring late stay move out date.
- You must plan to move out by no later than **June 1**.
- If you selected this preference by mistake and need to stay later than June 1, you may go back to the previous step by clicking the Summer Request Preference link found on the left.
- Click Save & Continue when done.
- You will navigate directly to the Final Step - Submit Application step. **Be sure to click the Submit Application button when done.**
- You will receive a confirmation email from Residence Life if you successfully submit the application.

 [Summer Request Preference](#)

 [Late Stay Move Out](#)

 [Submit Application](#)

### Late Stay Move Out

#### Late Stay Instructions

You selected **Spring Room Late Stay** on the previous step in the response to the Summer Housing preference. Select a date or enter your late stay move out date. You will be billed for the additional days on-campus beyond May 22.

**You must move out by no later than June 1, 2026.**

Late Stay Move Out Date **(Required)**

**Save & Continue**

## STEP 5. Acknowledge and Sign the Summer Housing Agreement.

- If you selected “**Summer Housing**” in **Step 3**, follow instructions found on this page and Sign and Acknowledge the Summer Housing Agreement.
- Sign your full name in the text box provided and then Click Sign Agreement and Continue button found at the bottom of the page.

### Summer Housing Agreement

#### Acknowledgement Instructions

By submitting a summer housing application you are agreeing to all terms outlined below. You may print or download the agreement for your records.

Acknowledge and sign your full name in the space provided at the end of this page.

**2026 SUMMER HOUSING AGREEMENT INFORMATION**

**SUMMER HOUSING**  
By submitting a summer housing application online through the Student Housing System, you are agreeing to all terms outlined below including the move-in and move-out date and the billing of housing to your St. Thomas Student Account. Additionally, you are subject to any policies outlined in the Resident Student Handbook found online at: <https://www.stthomas.edu/residence-life/general/handbook/>.

Any research grants to pay for housing fees are administered by the Undergraduate Research Opportunities Program or your individual department and should be applied by those departments to your student bill. Any questions about these grants should be directed back to the appropriate department.


**Summer housing will be located in Flynn Hall for the Summer of 2026.** If you currently reside in Flynn, there is no guarantee that you will be staying in your current space or that you will be able to move to your fall space in Flynn, however, Residence Life will accommodate where possible. In addition to Summer Housing, Residence Life may be using Flynn Hall for Summer Conference Operation. We will consolidate the spaces used for summer residents to also accommodate other housing needs over the summer.

**IMPORTANT DATES FOR SUMMER HOUSING**  
**Sunday, April 26:** Application due through the student housing system at <https://stthomas.edu/care/housing.com/StarRealPortal/>  
**Monday, May 4:** E-mail will be sent when assignment & roommate info is available.  
**Thursday, May 28 – Sunday, June 7:** Move to summer rooms. Spring 2026 on-campus residents must be available to move for the duration of the dates outlined. Once students are notified their summer room is ready, they need to complete the move within 48 hours. No exceptions are made.  
**Sunday, August 2:** Students not living on-campus in the fall must be moved out.  
**Monday, August 3 – Sunday, August 9:** students living on-campus in the fall will move to their fall room. Residents must be available to move for the duration of the week outlined. Once students are notified their fall room is ready, they need to complete the move within 48 hours. No exceptions are made.

**RATES AND TOTAL COST FOR SUMMER HOUSING**  
 Flynn Hall Double Room – **\$1,096**  
 Flynn Hall Single Room – **\$2,185**

If students move in after June 1 or move out prior to August 1, the cost for the summer will be pro-rated based on the day you check-in or check-out of the summer room. No pro-rating of summer housing costs will be done for moves outside of the listed dates.

**BILLING**  
Your account will be billed around mid-May for the entire summer session if you indicate needing housing for the entire summer. If you move in after that date, you will be billed within 2 business days of signing up for housing. If you decide to leave summer housing earlier than you intended you must notify the Department of Residence Life in advance of your move out date or you will be charged for the entire summer session. Date of move-in and move-out are based on the day you pick up your check-in packet and when you turn in your key (if applicable) for the room and sign off the damage form at the end of the summer. **If you move out, you cannot use the room as storage space.**

Residence Life Page 1

Acknowledge that you have reviewed and agree to the terms of the Summer Housing Agreement by typing your **Full Name** in the text box provided below (this is required to continue).

When done click Sign Agreement & Continue.

Full Name:

**Sign Agreement & Continue**

## STEP 6. Select a Summer Session.

- Follow the instructions found on the page and click the dropdown arrow to select from the list.
- Click Save & Continue when done.

### Summer Session

#### Instructions

Click the dropdown arrow and select the summer session you are planning to live on campus.


- *Summer Session One Only: May 23 (if current on-campus resident) - July 9, 2026*
- *Summer Session Two Only: July 13 - August 2, 2026 (if not living on-campus for the fall)*
- *Summer Session One and Two if seeking on-campus housing for all summer*

#### Website

To learn more about summer housing, click link below.

- [Summer Housing Website](#)

Summer Session (Required)

Summer Session One Only 

Summer Session One Only

Summer Session Two Only

Summer Session One & Two

**Save & Continue**

## STEP 7. Select responses to Summer Questions.

- Follow instructions on the page and click in all boxes that apply to your summer housing situation.
- Click Save & Continue when done.

### Summer Questions

#### Instructions

Click in the Box to Indicate YES, leave Box blank if NO.

Click in all the boxes that apply to your situation for summer housing.

- You live on-campus currently (Spring 2026)
- You plan to live on-campus Fall 2026
- You will have an on-campus summer job
- You are taking summer classes at St. Thomas
- You will be doing summer research
- You have been hired as a member of Residence Life's Summer Crew

Click Save & Continue when done.

**Save & Continue**

## STEP 8. Indicate Summer Move-In Option.

- Carefully read instructions found on the page and click the dropdown arrow to select an option.
- Do not enter a date if you are a spring resident who is transitioning to a summer room within the 48-hour notice.
- Enter a summer move in date if you are moving in from off campus.

### Summer Move In

#### Important Note about Summer Move In

- If you live on campus for spring semester you must move directly from your spring room within **48 hours** of notification of your summer room being cleaned and ready.
- **You must be available to move the entire time between May 28 and June 7. If you are unable to commit to the entire set of dates to move, you will need to make other arrangements to move out of your spring room to an off-campus location prior to May 22 and can move into your summer room after it is ready.**
- The exact date between May 28 and June 7 to move will be unknown until up to 4:00 p.m. on any given day that week. Dates can vary based on your summer assignment, cleaning priorities, and spring resident move-out.
- **Failure to move within 48 hours of notification will result in a \$250 charge**
- If you do not currently live on-campus, you will not be able to move-in to your summer room until you receive an e-mail that your summer room is clean and ready.

#### Instructions

Click the dropdown arrow and select a Move In Option from the list.

Select "Spring Resident - moving within 48 hours notice to Summer Room" if you are a current spring resident.

Select "Summer Move In Date from Off Campus" if you are moving from off campus.

**If Summer Move In Date is selected, you must enter a date (no earlier than May 27) you plan to move in from off campus. Actual move in date will be determined and communicated based on room readiness.**

Summer Move In Option (Required)

Spring Resident - Moving within 48 hours notice to Summer Room

Summer Move In Date from Off Campus

Summer Move In Date

Click Save & Continue when done.

**Save & Continue**

## STEP 9. Indicate Summer Move-Out Option.

- Carefully read instructions found on the page and click the dropdown arrow to select an option.
- **Do not enter a date** if you are a spring resident who is transitioning to a summer room within the 48-hour notice.
- Enter a summer move in date if you are moving in from off campus.

### Summer Move Out

#### Important Note about Summer Move Out

- Late Stay residents hoping to stay in their spring room requests will be considered in conjunction with departmental staff and building needs for summer conference operations.
- Summer residents who will not be living on campus fall semester must move out by Sunday, August 2, 2026.
- If you have a room for fall semester you must move directly into your fall room **within 48 hours** of notification of your fall room being cleaned and ready.
- **You must be available to move the ENTIRE time between August 3 and 9. If you are unable to commit to the entire set of dates to move, you will need to make other arrangements to move out of the space to an off-campus location prior to August 2 and can move into your fall room during fall move-in.**
- The exact date between August 3 and 9 to move will be unknown until up to 4:00 p.m. on any given day that week. Dates can vary based on your fall assignment, cleaning priorities, and conferences on campus.
- Check out procedures will be communicated via email around the end of July for students **without** fall housing assignments or with the notification that your fall room is ready for students **with** fall housing assignments.
- **Failure to move within 48 hours of notification will result in a \$250 charge.**

#### Instructions

MOVE OUT OPTIONS - Select an OPTION in the dropdown below that best matches your move out situation.

Select "Moving Directly to Fall Room within 48 hour notice" if you have a fall room assignment.

Select "Move Out Summer Room to Off Campus Date" if you do not have a fall room assignment.

**If you select "Move Out Summer Room to Off Campus Date", you must enter your move out date (no later than August 2) found below the options.**

Summer Move Out Option (Required)

Summer Move Out Date

- Move Directly to Fall Room within 48 hour notice
- Move Out to Off Campus on this Date

Click Save & Continue when done.

**Save & Continue**

## STEP 10. Select your Summer Housing Preference.

- Follow instructions on the page and click the dropdown arrow to select.
- Click Save & Continue when done.

### Summer Room Preference

#### Instructions

You selected **Summer Housing** as a response for your Summer Request preference on the previous step.

Click the dropdown arrow and select a Flynn Suite (double rooms) or Flynn Apartment (single in a 4 bedroom apartment) from the list. Please note - we have a limited number of Flynn Suites available for the summer, if we are not able to accommodate you in a Flynn Suite, you will be assigned to a Flynn Apartment and charged the single rate.

Flynn Double Summer Rate is \$1096.00

Flynn Single Summer Rate is \$2085.00

If students move in after June 1 or move out prior to August 1, the cost for the summer will be pro-rated based on the date you check in or out of the summer room.

Summer Housing Preference (Required)

  
**Flynn Suite**  
Flynn Apartment

**Save & Continue**

## STEP 11. Answer Roommate Matching Questions.

- Follow instructions on the page and click the dropdown arrow and select a response for each question shown below.
- Click Save & Continue when done.

### Roommate Matching Questions

#### Instructions

The following information will be used for matching with a potential roommate.

Please select a response from the dropdown list for each question listed below.

#### Roommate Questionnaire


Keeping my room clean is a priority for me:

No Preference 

I prefer to wake up on school days:

Before 7 am 

I prefer to go to bed Sunday through Thursday:

Between 10 pm and Midnight 

I will spend most/all weekends on campus:

Maybe 

I am a non-smoker (cigarettes, vaping, marijuana, etc.):

Yes 

I prefer a roommate who does not drink alcohol:

No Preference 

Click Save & Continue when done.

**Save & Continue**

## STEP 12. Optional - Roommate Requests?

- Follow instructions on the page and type the roommate requests in the text boxes provided.
- Click Save & Continue when done.

### Roommate Requests?

**Optional - Do you want to live with specific roommates?** Please provide the roommate's student ID number and full name in the text boxes provided below. You may select up to 3 roommates. Please enter one roommate in each text box provided.

Roommates in a group need to indicate all the same members in order to be a mutual request and indicate the same housing preference to be assigned together.

First Choice - Roommate Request

Second Choice - Roommate Request

Third Choice - Roommate Request

**Save & Continue**

---

## STEP 13. Select an ADA Accommodation Preference.

- Follow instructions on the page and click the dropdown arrow to select a preference.
- Click Save & Continue when done.

### ADA Accommodation Preference

#### Instructions

- Please complete the section below by clicking dropdown arrow and highlight to select a preference.
- If you do not have a medical/disability request, select **"Accommodation Not Requested"**.
- If the request is a continuing or previous accommodation, select **"Accommodation Request Renewed"**.
- If the request is a new medical/disability request, select **"Accommodation Requested - Medical/Disability"**.
- You may be contacted by the Department of Residence Life and/or Disability Resources for further information/documentation.

#### Disability

##### Resources

For more information about Disability Resources click [here](#) to visit the website.

ADA Preference (Required)

Click Save & Continue when done.

**Save & Continue**

## STEP 14. Final Step – Submit Summer application.

- **Click Submit Application** to complete the process.
- You will receive a confirmation email from Residence Life after you successfully complete the process.

### Submit Application

#### Final Step – Submit Application

Thank you for completing your 2026 Summer housing application. You can continue to update and make changes to your application until end of April.

Summer housing assignments will be processed beginning the end of April and before May 5.

If you have any questions or concerns, please contact Residence Life at [reslife@stthomas.edu](mailto:reslife@stthomas.edu).

Click **Submit Application** below to complete your application.

**Submit Application**